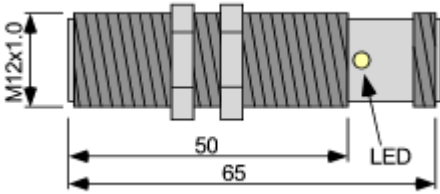
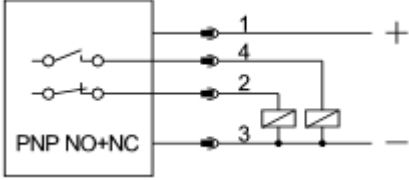
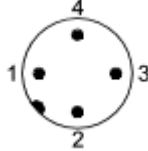



Technical Data

Inductive sensor ASI12-DC4



Article	Inductive sensor, ASI12-DC4-PNP-NO+NC-H
Article number	3060011
Application purpose	Inductive proximity switch in 12mm housing for monitoring slides, flaps or other metallic parts
Scope of delivery	Sensor
General information	
Mounting	M12x1 screw terminal
Housing material	Metalic, Cylindrical, Nickelled brass
Lenght	65mm (without connection jack)
Connections	H type - M12x1 – Plug with gold plated contacts
Measurement method	Inductive
Electrical Data	
Operation voltage	10 – 30V _{DC}
Output function	PNP, NO+NC
Current consumption	<= 15mA @ 24VDC
Switching distance (Sn)	0 - 4mm
Hysteresis (%Sn)	< 10
Switching frequency	1000 Hz
Repeatability	<= 3 (at constant temp.)
Sensor connection	4-Pin, Screw plug, M12x1
Max. output current	200mA
Voltage drop	< 1.8VDC (output ON)
Short circuit protection	Present
Overload protection	Present
Led	Present, Output switching status - 4 x 90° LED: Yellow
Temperature range	
Operation	-25°C bis +70°C
Storage	-20°C bis +60°C
Max. Case temp.	+80°C
Additional temperature limit system	-
Safety relevant data	
Protection class	Protection class III
IP protection class	IP65 – IP66 – IP67 (depending on connector)
Directives compliance	EMV 2014/30/EU
Standards compliance	EN60947-5-2 - Product standard

Mechanical data	
Dimensions	
Wiring diagrams	<div style="display: flex; align-items: center;"> <div style="flex: 1;"> <p>1) Power + 2) Output NC 3) Power - 4) Output NO</p>  </div> <div style="flex: 0.5; text-align: center;">  </div> </div>
Instructions for correct installation	
Side by side mounting	
Flush mounting	